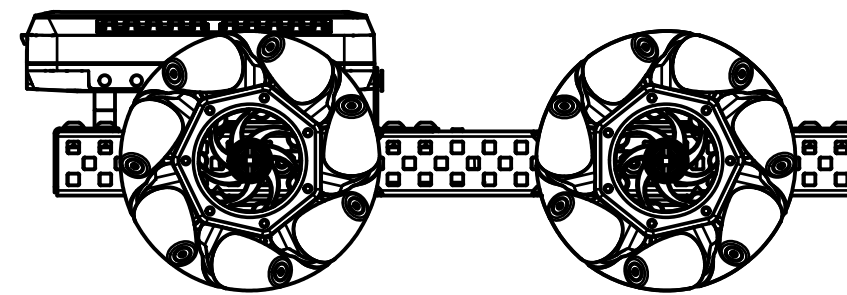
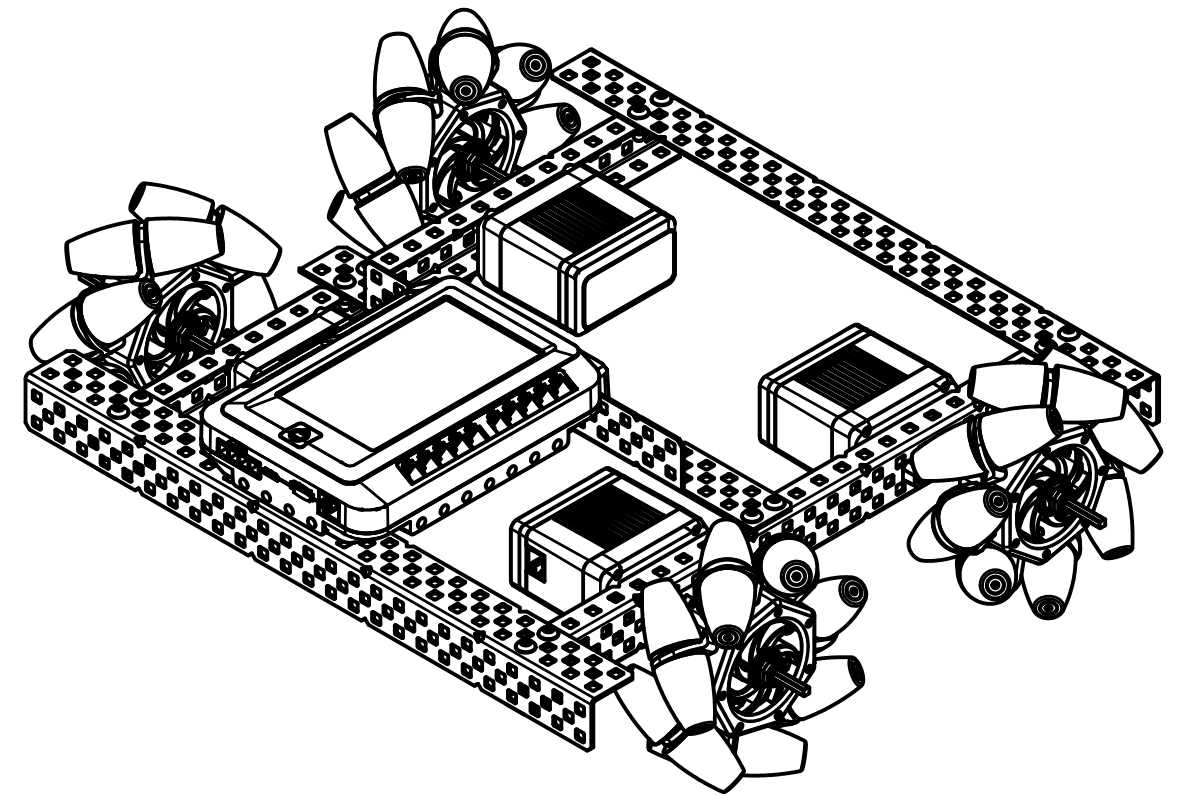
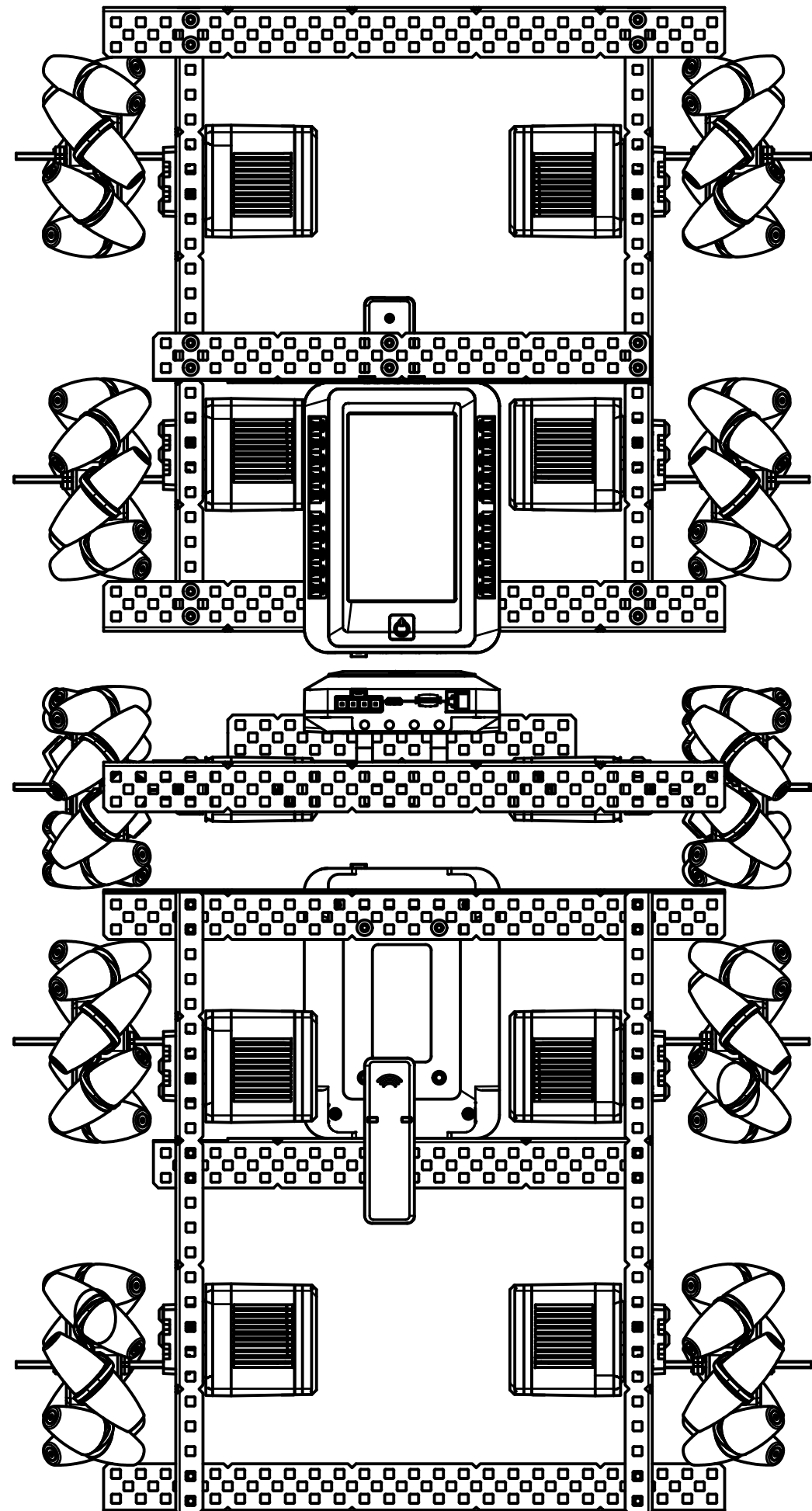
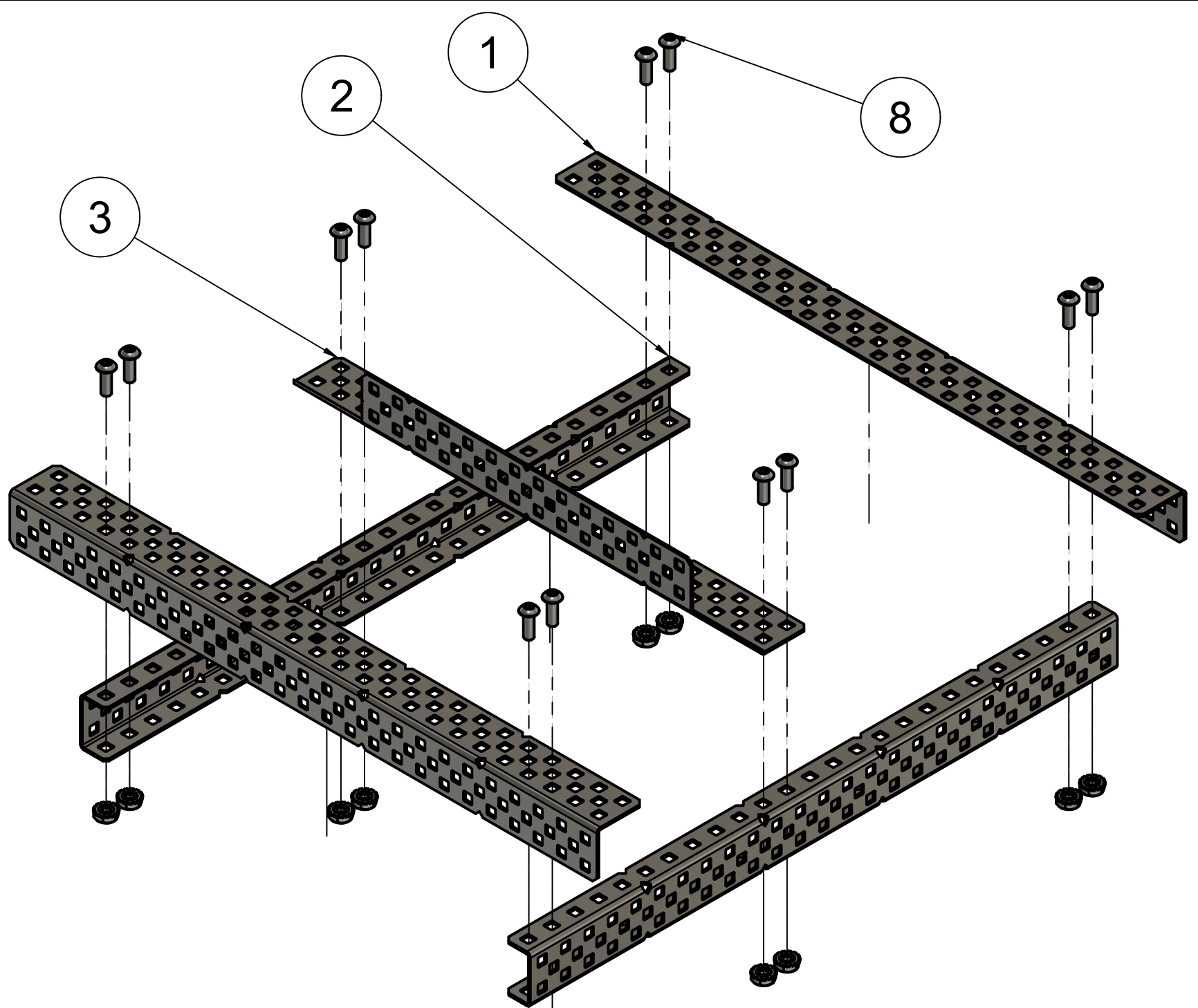


PARTS LIST		
ITEM	QTY	PART NUMBER
1	2	2X2X25_STEEL_ANGLE_275-1142 V1
2	2	1X2X1X25_STEEL_C-CHANNEL_275-1138 V3
3	1	2X2X14X20_STEEL_ANGLE_999-1142 V1
4	4	FLAT_BEARING_276-1209 V2
5	1	V5_ROBOT_RADIO_276-4831 V1
6	4	V5_SMART_MOTOR_276-4840 V1
7	1	V5_ROBOT_BRAIN_276-4810 V1
8	22	_8-32_X_1_2_STAR_DRIVE_SCREW_276-4992 V1
9	12	_8-32_KEPS_NUT_275-1026 V1
10	4	276-2012 4IN SHAFT V2
11	12	RUBBER_SHAFT_COLLAR_228-3510 V1
12	4	276-2019-001 8MM PLASTIC SPACER.F3D V1
13	2	_8-32_X_3_4_STAR_DRIVE_SCREW_276-4994 V1
14	2	0X2 CONNECTOR PIN V2
15	2	276-1447 4IN MECANUM WHEEL PAIR V1

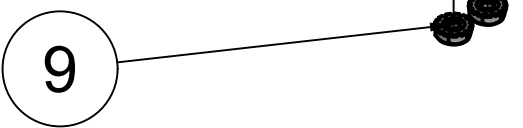
		PROJECT		
		Mechanical Foundations		
		TITLE		
		Drivetrain Frame: 4 Mecanum Wheels		
APPROVED	SIZE	CODE	DWG NO	REV
CHECKED	B			
DRAWN	Curtis Sobien	8/15/2019	SCALE 1:2	WEIGHT
				SHEET 1/5



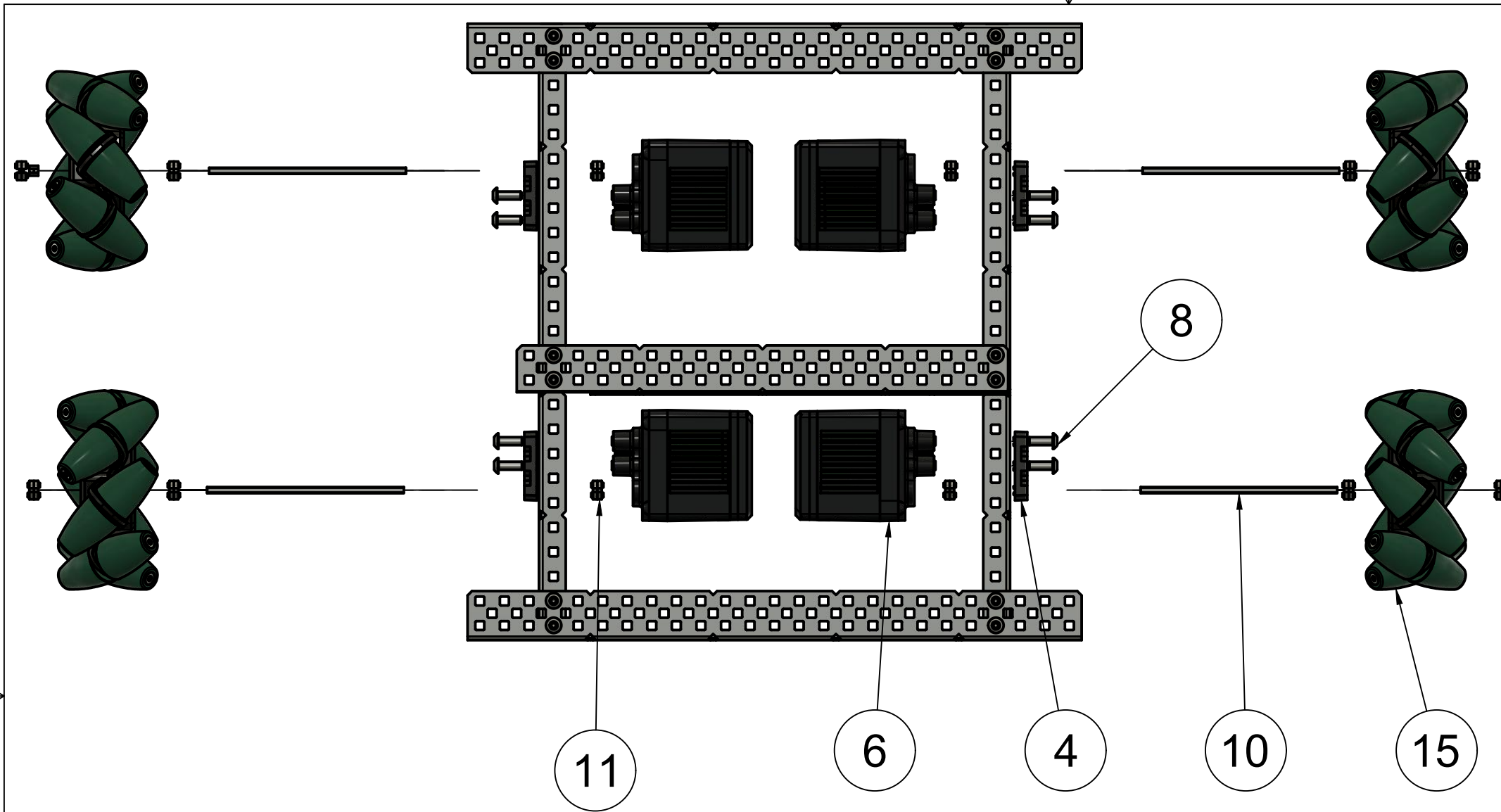
		PROJECT		
		Mechanical Foundations		
		TITLE		
		Drivetrain Frame: 4 Mecanum Wheels		
APPROVED	SIZE	CODE	DWG NO	REV
CHECKED	B			
DRAWN	Curtis Sobien	8/15/2019	SCALE 1:3	WEIGHT
				SHEET 2/5



PARTS LIST		
ITEM	QTY	PART NUMBER
1	2	2X2X25_STEEL_ANGLE_275-1142 V1
2	2	1X2X1X25_STEEL_C-CHANNEL_275-1138 V3
3	1	2X2X14X20_STEEL_ANGLE_999-1142 V1
4	4	FLAT_BEARING_276-1209 V2
5	1	V5_ROBOT_RADIO_276-4831 V1
6	4	V5_SMART_MOTOR_276-4840 V1
7	1	V5_ROBOT_BRAIN_276-4810 V1
8	22	_8-32_X_1_2_STAR_DRIVE_SCREW_276-4992 V1
9	12	_8-32_KEPS_NUT_275-1026 V1
10	4	276-2012 4IN SHAFT V2
11	12	RUBBER_SHAFT_COLLAR_228-3510 V1
12	4	276-2019-001 8MM PLASTIC SPACER.F3D V1
13	2	_8-32_X_3_4_STAR_DRIVE_SCREW_276-4994 V1
14	2	0X2 CONNECTOR PIN V2
15	2	276-1447 4IN MECANUM WHEEL PAIR V1

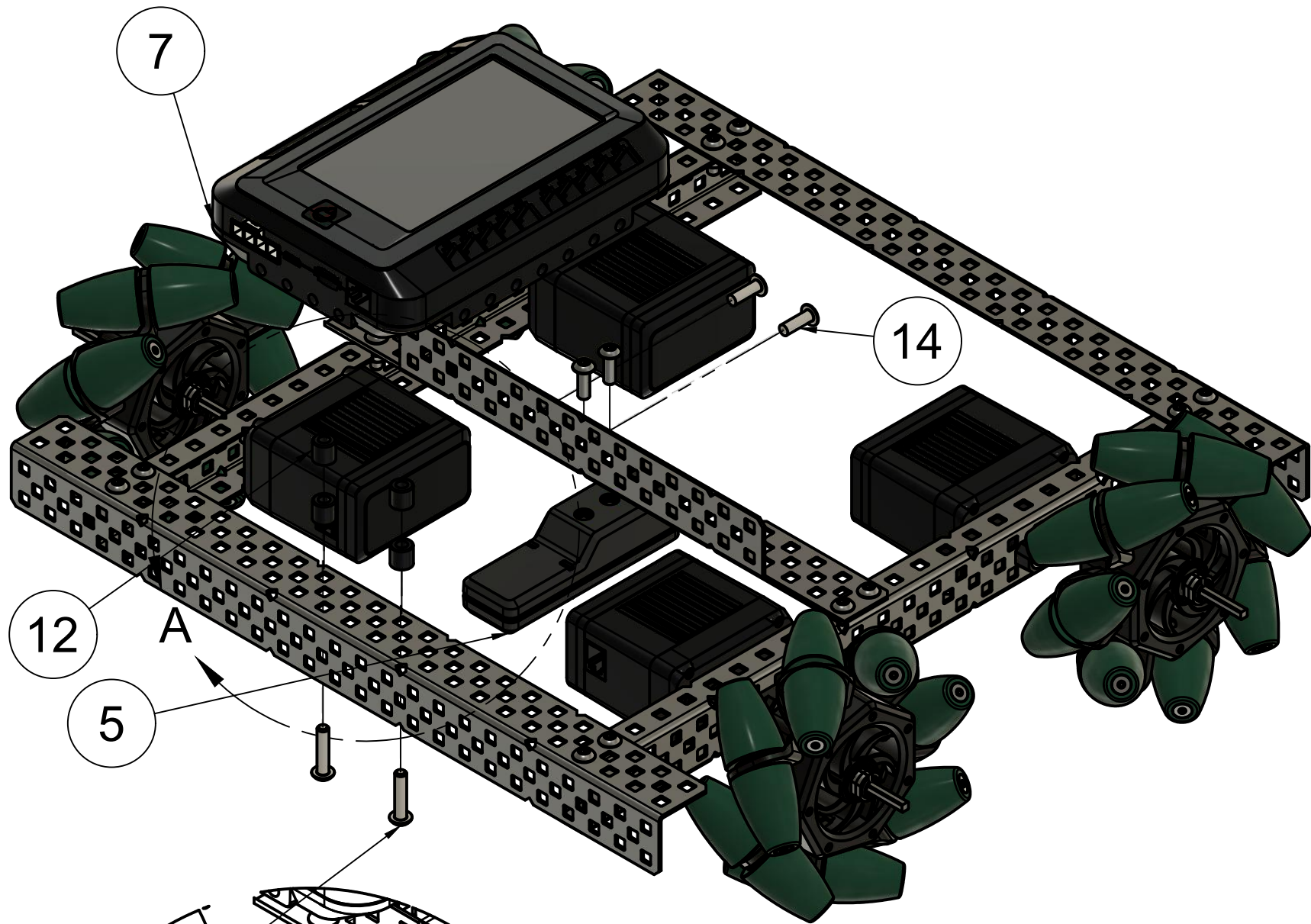


PROJECT		Mechanical Foundations		
TITLE		Drivetrain Frame: 4 Mecanum Wheels		
APPROVED	SIZE	CODE	DWG NO	REV
CHECKED	B			
DRAWN	Curtis Sobien	8/15/2019	SCALE 1:2	WEIGHT
				SHEET 3/5

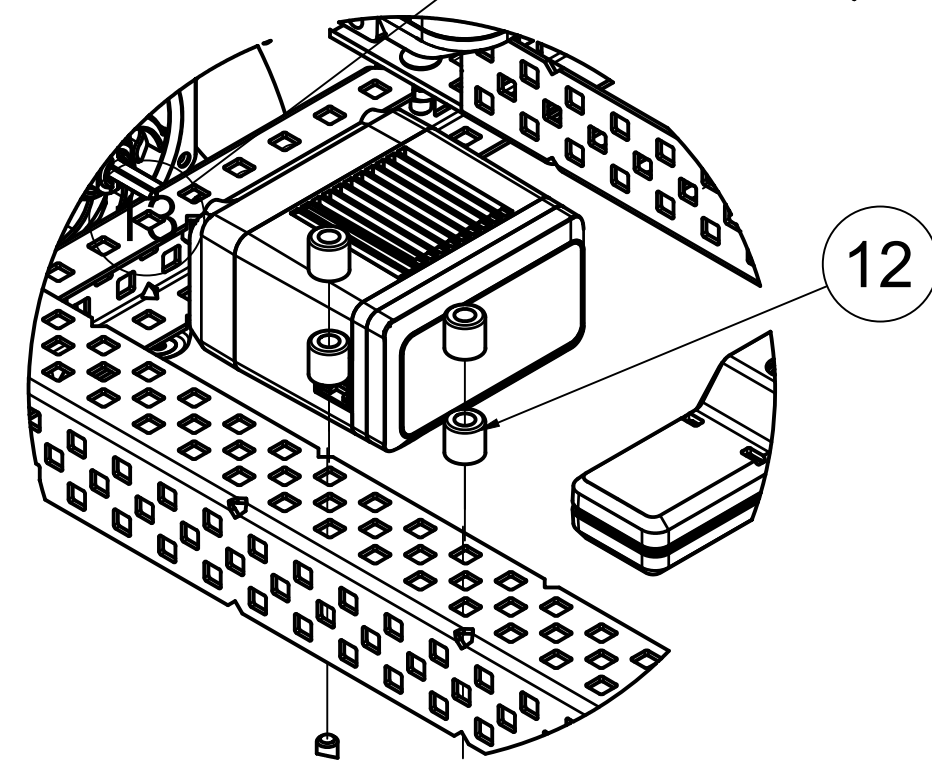


PARTS LIST		
ITEM	QTY	PART NUMBER
1	2	2X2X25_STEEL_ANGLE_275-1142 V1
2	2	1X2X1X25_STEEL_C-CHANNEL_275-1138 V3
3	1	2X2X14X20_STEEL_ANGLE_999-1142 V1
4	4	FLAT_BEARING_276-1209 V2
5	1	V5_ROBOT_RADIO_276-4831 V1
6	4	V5_SMART_MOTOR_276-4840 V1
7	1	V5_ROBOT_BRAIN_276-4810 V1
8	22	_8-32_X_1_2_STAR_DRIVE_SCREW_276-4992 V1
9	12	_8-32_KEPS_NUT_275-1026 V1
10	4	276-2012 4IN SHAFT V2
11	12	RUBBER_SHAFT_COLLAR_228-3510 V1
12	4	276-2019-001 8MM PLASTIC SPACER.F3D V1
13	2	_8-32_X_3_4_STAR_DRIVE_SCREW_276-4994 V1
14	2	0X2 CONNECTOR PIN V2
15	2	276-1447 4IN MECANUM WHEEL PAIR V1

	PROJECT			
	Mechanical Foundations			
	TITLE			
	Drivetrain Frame: 4 Mecanum Wheels			
APPROVED	SIZE	CODE	DWG NO	REV
CHECKED	B			
DRAWN	Curtis Sobien	8/15/2019	SCALE 1:2.75	WEIGHT
				SHEET 4/5



PARTS LIST		
ITEM	QTY	PART NUMBER
1	2	2X2X25_STEEL_ANGLE_275-1142 V1
2	2	1X2X1X25_STEEL_C-CHANNEL_275-1138 V3
3	1	2X2X14X20_STEEL_ANGLE_999-1142 V1
4	4	FLAT_BEARING_276-1209 V2
5	1	V5_ROBOT_RADIO_276-4831 V1
6	4	V5_SMART_MOTOR_276-4840 V1
7	1	V5_ROBOT_BRAIN_276-4810 V1
8	22	_8-32_X_1_2_STAR_DRIVE_SCREW_276-4992 V1
9	12	_8-32_KEPS_NUT_275-1026 V1
10	4	276-2012 4IN SHAFT V2
11	12	RUBBER_SHAFT_COLLAR_228-3510 V1
12	4	276-2019-001 8MM PLASTIC SPACER.F3D V1
13	2	_8-32_X_3_4_STAR_DRIVE_SCREW_276-4994 V1
14	2	0X2 CONNECTOR PIN V2
15	2	276-1447 4IN MECANUM WHEEL PAIR V1



DETAIL A
SCALE 1:1.5

PROJECT		Mechanical Foundations		
TITLE		Drivetrain Frame: 4 Mecanum Wheels		
APPROVED	SIZE	CODE	DWG NO	REV
CHECKED	B			
DRAWN	Curtis Sobien	8/15/2019	SCALE 1:2	WEIGHT
				SHEET 5/5